

ROLLING SHEET DOORS | MODELS 5501/5536/5601/5652

Ammarr®





GARAGE DOORS

OUR EXTENSIVE PRODUCT OFFERING



Model 5501

SELF STORAGE DOOR

Perfect for most storage facilities, the Model 5501 offers excellent performance and reliability at an economical price. This model features 21 different colors, extruded aluminum bottom bar with structural steel angle, and galvanized steel guides that are hot dipped for maximum strength and rust resistance. The Model 5501 is available in sizes starting as small as 3' wide.



Model 5536

LIGHT-DUTY SHEET DOOR

Our Model 5536 is economical and durable. This model is an excellent choice for most light-duty commercial applications. The 9-1/2" galvanized steel drums allow this door to fit in headroom requirements as low as 15". When cost is a major consideration, the Model 5536 is designed to be economical without sacrificing performance, craftsmanship, or aesthetics.



Model 5601

HEAVY-DUTY SHEET DOOR

Engineered for high cycle applications, the Model 5601 is a great door for most docks or warehouses. The Model 5601 is available in 21 colors and features dual galvanized steel slide bolt locks, structural steel wall mounting brackets, steel bearing shaft support, 12" drum assembly, and heavy-duty galvanized steel guides.




Model 5652

HEAVY-DUTY WINDLOAD CERTIFIED SHEET DOOR

Manufactured to withstand wind speeds up to 140 mph, the Model 5652 can help protect property and products in storm prone areas. The Model 5652's UHMW nylon windlocks provide maximum protection without sacrificing ease of operation. This door is also perfect for oversized commercial applications up to 20' wide. The Model 5652 is available in 21 colors, has dual galvanized steel slide locks, and heavy-duty galvanized steel guides.

Model 5501

SELF STORAGE DOOR



1. 26-gauge galvanized steel curtain
2. Siliconized Polyester primer and top coat



3. Extruded aluminum bottom bar with structural steel angle for maximum strength
4. Dual lock assembly provides for two padlocks for added security



5. Heavy-duty galvanized steel guides hot dipped for maximum strength and rust resistance



6. Exterior polypropylene wear strip to reduce friction and ensure smooth and quiet operation



7. 9-1/2" drum assembly

8. Steel bearing shaft support


9. Adjustable tensioning device

Model 5536

LIGHT-DUTY SHEET DOOR



1. 26-gauge galvanized steel curtain
2. Siliconized Polyester primer and top coat



3. Extruded aluminum bottom bar with structural steel angle for maximum strength



4. Dual galvanized steel slide bolt locks attached to the bottom bar



5. Heavy-duty galvanized steel guides hot dipped for maximum strength and rust resistance



6. Exterior polypropylene wear strip to reduce friction and ensure smooth and quiet operation

7. 9-1/2" drum assembly

8. Steel bearing shaft support

9. Heavy-duty wall mounting bracket

10. Reduced Drive chain hoist standard over 100 sq. ft.

Model 5601

HEAVY-DUTY SHEET DOOR



1. 26-gauge galvanized steel curtain
2. Siliconized Polyester primer and top coat




3. Extruded aluminum bottom bar with structural steel angle for maximum strength



4. Dual galvanized steel slide bolt locks attached to the bottom bar



5. Heavy-duty galvanized steel guides hot dipped for maximum strength and rust resistance



6. Interior and Exterior polypropylene wear strip to reduce friction and ensure smooth and quiet operation

7. 12" drum assembly

8. Steel bearing shaft support

9. Structural steel wall mounting bracket

10. 4:1 reduction gear chain hoist standard for doors over 100 sq. ft.

Model 5652

HEAVY-DUTY WINDLOAD CERTIFIED SHEET DOOR



1. 26-gauge galvanized steel curtain
2. Siliconized Polyester primer and top coat




3. Extruded aluminum bottom bar with structural steel angle for maximum strength



4. Dual galvanized steel slide bolt locks provide for two padlocks and added security



5. Heavy-duty galvanized steel guides hot dipped for maximum strength and rust resistance



6. UHMW nylon windlocks provide up to 140 mph protection without sacrificing ease of operation

7. 12" drum assembly

8. Steel bearing shaft support

9. Structural steel wall mounting bracket

10. 4:1 reduction gear chain hoist standard for doors over 100 sq. ft.

Warranty

Amarr guarantees its products to be free from defects in workmanship and materials for a period of 1 year from date of factory shipment. There is a limited 10-year warranty on the paint and finish.

Other Commercial Models Available



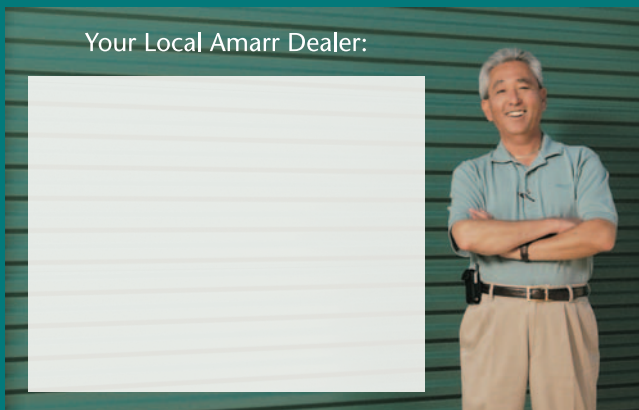
Rolling Steel



Sectional



Your Local Amarr Dealer:



Amarr is a registered trademark of Amarr Company, North Carolina, U.S.A.

Our Philosophy. Since 1951, we have successfully raised the standards of quality, value, and dependability in our industry. Today, with the same promise of individual attention and great value for all our customers, we remain committed to offering products and services that raise those standards even higher.



165 Carriage Court
Winston-Salem, NC 27105

800.503.DOOR
www.amarr.com

FOR PRODUCT BINDER:
1.800.503.3667

FOR TECHNICAL QUESTIONS:
1.877.512.6277

©2007 Amarr Garage Doors

Printed in USA Form #6120507/50M/HA

Amarr reserves the right to change specifications and designs without notice and without incurring obligations.

Amarr Garage Doors are the subject of one or more pending patents and/or U.S.A. or foreign patents.